

AV Cross Country Relay
Jells Park 6k 1st May 2010

Name	Total Time	Actual Min/K's	2009	2008	2007
Junior Men Under 18 - 3k					
DRAGON, Sam	11.08	3.43			
DRAGON, Luke	11.00	3.40			
CLARK, Michael	17.17	5.46			
Place 11th	TOTAL	39.25			
Women's Division 2					
TAYLOR, Carmel	24.47	4.08			
MODESTI, Stefanie	27.27	4.35	29.10	30.05	27.49
RADFORD, Stella	26.18	4.23			
DRYDEN, Tracey	30.34	5.06	32.19		
Place 12th	TOTAL	1.49.06			
Women's Division 4					
CANAL, Debbie	32.44	5.27			
STEEL, Jackie	33.56	5.40	33.55		
SHAW, Yolanda	35.51	5.59			
Place 10th	TOTAL	1.42.31			
Men's Division 3					
MAGEE, Liam	18.51	3.09		23.01	
LOVEDAY, Barry	20.36	3.26			
CARROLL, Glenn	21.31	3.35	22.29		
WILSON, Shane	22.29	3.45			
GREY, Jeremy	22.00	3.40	20.28	20.49	21.20
Place 2nd	TOTAL	1.45.27			
Men's Division 4					
HOLLOWAY, Tim	23.36	3.56	23.52		
DAO, Luong	22.59	3.50	23.43	22.51	23.18
KING, Rohan	23.12	3.52		24.16	25.36
WOODS, David	23.06	3.51		24.06	
VAN DUEREN, Philip	22.30	3.45	22.49		22.40
Place 6th	TOTAL	1.55.23			
Men's Division 5					
SOUYAVE, Ken	23.37	3.56		24.51	
CLARK, Charles	28.01	4.40			
CHEUNG, Edwin	25.18	4.13	24.40	24.59	24.59
JORDAN, Michael	31.22	5.14	30.17	32.27	
Place 11th	TOTAL	1.47.42			
Men's Division 6					
HALLETT, Len	31.47	5.18		33.02	30.35
VIRGONA, Robert	27.54	4.39		26.43	27.01
NORRIS, Daniel	34.27	5.45	32.42	30.53	33.49
DAO, Luong 2nd attempt!!	24.33	4.06	23.43	22.51	23.18
Place 9th	TOTAL	1.58.33			
Men's Division 7					
BURTON, Damian	29.12	4.52			
BURTON, Xavier	25.02	4.10			
GOGGIN, Bernie	42.31	7.05			
Place	TOTAL	DNF			
Recorders					
Chris Harrap					
Brian Delaney					

A V Warragul
4K / 8K CC Championship 8th May 10

AV Place	Full Name	Time	Min/K	2009	2008	2004
Junior Women F14 - 2k						
3	ROUX, Leigh	7.36.40	3.48	17.20		
Junior Women F16 - 3k						
15	RADFORD, Stella	12.40.00	4.13			
Junior Men M14 - 2k						
12	DAVIES, Kayne	7.31.85	3.46			
Women Open 4K						
Women's Division 2						
95	MODESTI, Stefanie	19.01.65	4.45	19.38		
124	DRYDEN, Tracey	21.23.80	5.21	21.33		
130	STEEL, Jackie	22.26.45	5.37	23.41		
135	SHAW, Yolanda	25.24.55	6.21			
Place 8th						
Men Open 8K						
Men's Division 3						
48	MAGEE, Liam	28.28.85	3.34	28.15	31.59	
74	LOVEDAY, Barry	29.34.30	3.42			
140	CARROLL, Glenn	31.48.20	3.59	31.28	33.15	
147	GREY, Jeremy	32.00.80	4.00	30.06	29.51	30.12
167	VAN DUEREN, Philip	32.47.40	4.06	32.07		34.46
Place 1st						
Men's Division 4						
225	SOUYAVE, Ken	34.47.40	4.21	34.22	35.04	
232	HOLLOWAY, Tim	35.10.45	4.24	34.03	34.10	
268	ROUX, Guillaume	37.26.60	4.41	36.38		
288	KELLY, Mark	39.05.01	4.53	35.14	36.31	38.13
327	HALLETT, Len	46.13.00	5.47	47.10	48.05	
Place 9th						
Men's Division 5						
332	JORDAN, Michael	47.22.40	5.55			
339	NORRIS, Daniel	51.47.45	6.28	43.37	44.36	43.44

Time Keeper / Recorder
 Brian Delaney

**AV Road Race
Ballarat 15k 19th June 2010**

AV Place	Name	Time	Actual Min/K's	Ballarat 15k 2009	LaTrobe 2008	Uni 15k 2007	R4TK 14.7k 2006	Albert Park 15k 2005 2004	
Junior Women Under 14 - 5k									
3	ROUX, Leigh	19.28	3.54						
Junior Women Under 16 - 5k									
4	POLYCARPOU, Leah	18.13	3.39	19.04	24.07				
17	RADFORD, Stella	20.11	4.02						
Women's Division 2									
30	TAYLOR, Carmel	62.16	4.09		65.55	63.41			
88	MODESTI, Stefanie	71.35	4.46	79.26		75.37			
106	DRYDEN, Tracey	77.47	5.11						
117	STEEL, Jackie	89.14	5.57		97.12				
Place 6th									
Women's Division 4									
118	CANAL, Debbie	89.22	5.57						
Men's Division 3									
30	MAGEE, Liam	50.10	3.21	53.57					
45	LOVEDAY, Barry	51.28	3.26						
133	GREY, Jeremy	56.29	3.46	55.04	54.05	55.56	52.28	54.28	56.12
168	VAN DUEREN, Philip	58.39	3.55	57.50		58.37	58.08	59.25	64.05
319	HALLETT, Len	78.42	5.15	78.19	81.03	78.40	73.55		
Place 4th									
Men's Division 4									
331	NORRIS, Daniel	87.13	5.49	65.35	81.34	90.31	77.16	78.07	80.08
	KELLY, Mark	DNF		63.33		67.56	67.21	68.29	
	ROUX, Guillaume	DNF		64.41					

Recorder

Brian Delaney

A V Geelong
16K CC Championship 31 July 2010

AV Place	Full Name	Time	K Rating	2009	2008	2007
Junior Female Under 14 - 4k						
G e e l o n g						
2	ROUX, LEIGH	16.05	4.01			
Junior Female Under 16 - 6k						
4	POLYCARPOU, Leah	25.50	4.18		16.50	
Open Female - 6k						
Women's Division 2						
91	MODESTI, Stefanie	31.01	5.10			
113	DRYDEN, Tracey	34.04	5.41	32.48		
128	CANAL, Debbie	37.45	6.18			
131	STEEL, Jackie	38.20	6.23	37.31		23.28
Place 7th						
Women's Division 4						
134	SHAW, Yolanda	39.45	6.38			
135	HAYES, Johanna	39.47	6.38		21.48	
Open Male - 16k						
Men's Division 3						
28	LOVEDAY, Barry	59.47	3.44			
56	MAGEE, Liam	63.10	3.57	55.59		
92	GREY, Jeremy	65.35	4.06	60.38	58.36	
121	CARROLL, Glenn	68.13	4.16	63.48		
146	KING, Rohan	70.34	4.25		67.13	
Place 2nd						
Men's Division 4						
171	SOUYAVE, Ken	72.53	4.33	68.57	66.59	
215	DAO, Luong	76.43	4.48	64.36	65.36	
232	ROUX, Guillaume	79.44	4.59			
269	HALLETT, Len	93.50	5.52	89.20	88.45	88.34
263	JORDAN, Michael	104.52	6.33			
Place 3rd						

Recorder
 Brian Delaney

A V Bundoora
Cross Country Championship 17th July 2010

AV Place Name	Time	Rate	2009	2008	2007	2006	2005	2004
Actual K								
Junior Female Under 14 - 3k					11.6k*	Jells Park)		
10 ROUX, Leigh	11.35	3.52	11.48					
Junior Female Under 15 - 4k								
5 POLYCARPOU, Leah	15.22	3.50						
Junior Female Under 16 - 4k								
10 RADFORD, Stella	15.54	3.59						
Open Female 8k Championship								
95 MODESTI, Stefanie	40.10	5.01	40.32					
101 DRYDEN, Tracey	41.19	5.08	43.20					
116 CANAL, Debbie	48.27	6.03						40.54
Open Male 12k Championship								
Men's Division 3								
31 MAGEE, Liam	41.03	3.25	41.02	45.47				
57 LOVEDAY, Barry	42.58	3.27						
104 GREY, Jeremy	45.19	3.47	43.41	43.33	42.12	45.24		44.44
155 CARROLL, Glenn	47.53	3.59						
181 KING, Rohan	49.29	4.07	48.58	48.44	50.38		44.33	49.14
Place 1st								
Men's Division 4								
192 SOUYAVE, Ken	49.52	4.09	50.12	49.25		53.40	47.05	
232 CHEUNG, Edwin	52.22	4.22	52.39		51.22	57.17		
305 VIRGONA, Robert	60.14	5.01	58.49	56.05	56.09			
318 HALLETT, Len	65.14	5.26	64.19	70.59	64.44	67.15		
VAN DUEREN, Philip	DNF		46.33	47.49	45.32	49.07	46.19	51.10
WHIMPEY, Michael	DNF						50.12	

Recorders

Brian Delaney

A V Sandown
10K Road Championship 29th May 2010

AV Place	Full Name		Time	K Rating	2009	2008	2007	2006	2005	2004
Junior Women Under 14 - 3k										
2	ROUX, Leigh		10.47	3.36	11.37					
Junior Women Under 16 - 3k										
9	RADFORD, Stella		11.09	3.43						
Junior Men Under 14 - 3k										
20	DAVIES, Kayne		11.34	3.51						
Women's Division 2										
46	TAYLOR, Carmel	^	40.58	4.06		42.01	40.36			
114	MODESTI, Stefanie		46.13	4.37			46.57			
157	DRYDEN, Tracey		52.36	5.16						
172	STEEL, Jackie		57.06	5.43	59.36	60.26				
Place 9th										
Men's Division 4										
INV	HAYES, Johanna		60.08	6.01						
175	SHAW, Yolanda	^	60.14	6.01						
176	CANAL, Debbie	^	61.13	6.07				52.24		52.45
Men's Division 3										
31	MAGEE, Liam		32.06	3.13	32.45	35.33				
70	LOVEDAY, Barry		33.51	3.23						
178	CARROLL, Glenn		37.18	3.44	42.24					
194	GREY, Jeremy		37.42	3.46	35.34	35.07	34.25	34.08	35.29	
214	SMITH, Matthew		38.23	3.50						
Place 2nd										
Men's Division 4										
219	VAN DUEREN, Philip	#	38.30	3.51	37.48		37.20	37.46	38.13	39.46
251	KING, Rohan		39.37	3.58	40.02	39.53	42.00	41.13	38.37	38.54
265	SOUYAVE, Ken	#	40.14	4.01	41.07	39.46	39.55	38.42	38.50	
287	ROUX, Guillaume		41.01	4.06	43.16					
334	CHEUNG, Edwin		43.23	4.20	40.59	40.34	41.02	42.53		
Place 8th										
Men's Division 4										
389	CLARK, Charles		49.44	4.58						
404	JORDAN, Michael		54.43	5.28		52.44				
407	WHIMPEY, Michael	#	55.42	5.34	51.27		46.20	41.57	42.05	40.04
410	NORRIS, Daniel		56.41	5.40	51.31	52.13	55.18	51.45	50.55	51.23

^ 40+ team 10th

50+ team 7th

Officials

Chris Harrap
 Bernie Goggin
 Brian Delaney

A V Warragul
4K / 8K CC Championship 8th May 10

AV Place	Full Name	Time	Min/K	2009	2008	2004
Junior Women F14 - 2k						
3	ROUX, Leigh	7.36.40	3.48	17.20		
Junior Women F16 - 3k						
15	RADFORD, Stella	12.40.00	4.13			
Junior Men M14 - 2k						
12	DAVIES, Kayne	7.31.85	3.46			
Women Open 4K						
Women's Division 2						
95	MODESTI, Stefanie	19.01.65	4.45	19.38		
124	DRYDEN, Tracey	21.23.80	5.21	21.33		
130	STEEL, Jackie	22.26.45	5.37	23.41		
135	SHAW, Yolanda	25.24.55	6.21			
Place 8th						
Men Open 8K						
Men's Division 3						
48	MAGEE, Liam	28.28.85	3.34	28.15	31.59	
74	LOVEDAY, Barry	29.34.30	3.42			
140	CARROLL, Glenn	31.48.20	3.59	31.28	33.15	
147	GREY, Jeremy	32.00.80	4.00	30.06	29.51	30.12
167	VAN DUEREN, Philip	32.47.40	4.06	32.07		34.46
Place 1st						
Men's Division 4						
225	SOUYAVE, Ken	34.47.40	4.21	34.22	35.04	
232	HOLLOWAY, Tim	35.10.45	4.24	34.03	34.10	
268	ROUX, Guillaume	37.26.60	4.41	36.38		
288	KELLY, Mark	39.05.01	4.53	35.14	36.31	38.13
327	HALLETT, Len	46.13.00	5.47	47.10	48.05	
Place 9th						
Men's Division 5						
332	JORDAN, Michael	47.22.40	5.55			
339	NORRIS, Daniel	51.47.45	6.28	43.37	44.36	43.44

Time Keeper / Recorder
 Brian Delaney

**Club 7.5K Handicap
Fairfield Boathouse 15th May 2010**

Place	Name	Finish Time	Actual Time	Actual K Rate
1	DRYDEN, Tracey	50.26	41.02	5.28
2	LEDDIN, Bernie	50.36	34.25	4.35
3	HOLLOWAY, Tim	50.38	32.20	4.19
4	MODESTI, Stefanie	51.20	37.35	5.01
5	MORGANS, Charlotte	51.26	47.01	6.16
6	HARRAP, Nicholas *	52.22	16.23	6.05
7	SHAW, Yolanda	53.11	49.47	6.38
8	Wendy	53.11	49.47	6.38
9	CARROLL, Glen	53.12	32.00	4.16
10	CHEUNG, Edwin	53.22	36.20	4.51
11	NORRIS, Daniel	54.02	47.28	6.20
12	MODESTI, Daniella	54.18	43.12	5.46
13	HARRAP, Spud *	57.42	23.31	8.45
14	KELLY, Jasper *	57.43	23.32	8.45
15	GOGGIN, Bernie	64.25	61.38	8.13

Recorders / Course Marker

Brian Delaney

Chris Harrap

Mark Kelly

* **Juniors - 2.69k run**

Coburg Harriers Bluestone Classic Saturday 2:00 pm 12/06/2010

Category	Place	Name & Number	Time	Distance
<i>Male Junior</i>	1	Nicholas Harrap (Nicholas Harrap 70)	16:13	3K Track

Category	Place	Name & Number	Time	Distance
<i>Male 7 Run</i>	1	Edwin Cheung (Edwin Cheung 79)	29:04:00	7
	2	Callan Poynton (Callan Poynton 73)	31:15:00	7
	3	Sam Doutre (Sam Doutre 74)	32:33:00	7
	4	Marco Zovic (Marco Zovic 77)	34:47:00	7

Category	Place	Name & Number	Time	Distance
<i>Female 7 Run</i>	1	Wendy-Grace Williams (Wendy-Grace Williams 76)	34:50:00	7
	2	Zeb Phoenix (Zeb Phoenix 71)	36:31:00	7
	3	Georgia Oudeman (Georgia Oudeman 81)	37:50:00	7
	4	Yolanda Shaw (Yolanda Shaw 72)	43:05:00	7
	5	Steve Jordan (Steve Jordan 80)	52:37:00	7
	6	Don Hampshire (Don Hampshire 75)	53:38:00	7

Category	Place	Name & Number	Time	Distance
<i>Male 15 Run</i>	1	Jarrold Mullavey (Jarrod Mullavey 24)	56:59:00	15
	2	Nick Schilling (Nick Schilling 3)	57:41:00	15
	3	Grant Simpson (Grant Simpson 8)	57:54:00	15
	4	Andrew Cahill (Andrew Cahill 12)	1:00:31	15
	5	Stuart Elliot (Stuart Elliot 21)	1:00:41	15
	6	Jeremy Grey (Jeremy Grey 16)	1:02:13	15
	7	Tony Dell (Tony Dell 4)	1:02:28	15
	8	Darren Smith (Darren Smith 18)	1:06:32	15
	9	Gary O'Dwyer (Gary O'Dwyer 15)	1:06:50	15
	10	Ken Souyave (Ken Souyave 10)	1:07:01	15
	11	John Rose (John Rose 14)	1:09:21	15
	12	Adam Jenkins (Adam Jenkins 2)	1:10:12	15
	13	Jason Anderson (Jason Anderson 20)	1:11:39	15
	14	Mark Kelly (Mark Kelly 13)	1:11:45	15
	15	Steve Squire (Steve Squire 11)	1:12:33	15
	16	Gary Blake (Gary Blake 5)	1:14:14	15
	17	Kevin Cassidy (Kevin Cassidy 17)	1:14:50	15
	18	Marco Zovic (Marco Zovic 77)	1:22:16	15
	19	Ken Smith (Ken Smith 19)	1:26:15	15
	20	Brian McConville (Brian McConville 23)	1:26:39	15
	21	Michael Jordan (Michael Jordan 30)	1:28:25	15
	22	Daniel Norris (Daniel Norris 7)	1:34:09	15
	23	Doug Wheeler (Doug Wheeler 6)	1:36:35	15
	24	Jason Anderson (Jason Anderson 2)	1:45:09	15

Category	Place	Name & Number	Time	Distance
<i>Female 15 Run</i>	1	Bronwyn Morins (Bronwyn Morins 9)	1:18:16	15
	2	Tracey Dryden (Tracey Dryden 22)	1:25:04	15

Coburg Harriers - Events 2010

Day	Date	Time	Event	Location	Dist. K	Melway
Tue	23-Mar-10	6.15	Club Winter Opening Run & AGM	Coburg Track	6-Mar	18 A10
Sat	10-Apr-10	2.00	Club CC Handicap	Coburg Lake		17 J10
Sat	17-Apr-10	10.00	<i>Coburg 24 Hour Carnival</i>	Coburg Track	24 hr	18 A10
Sun	18-Apr-10	-10.00				
Sat	24-Apr-10					
Sat	1-May-10	1.00	AV Cross Country Relays	Jells Park Wheelers Hill	6	71 K6
Sat	8-May-10	1.00	AV 8km Cross Country	Lardner Park, Warrigal	8-Apr	612 U8
Sat	15-May-10	2.00	Club Road/Cross Country Handicap	Fairfield Boathouse	9	30 J12
Sun	16-May-10	9.00	Great Ocean Rd Marathon / Half Mar	Apollo Bay	45 / 23	279 F12
Sun	16-May-10	9.00	Coburg King and Queen of the North	Coburg Track	6 / 12	18 A10
Sat	22-May-10					
Sat	29-May-10	1.00	AV 10 Km Road Race	Sandown	10	80 C10
Sat	5-Jun-10	2.00	King and Queen of the Mountain	Humevale	8	254 N11
Sat	12-Jun-10	2.00	<i>Coburg Bluestone Classic (Track, Road & Cross Country)</i>	Coburg Track	15/7km	18 A10
Sat	19-Jun-10	1.00	AV 15km Road race	Lake Wendouree, Ballarat	15	19 H6
Sat	26-Jun-10	2.00	Club Road/CC Handicap	Warrandyte	10	23 F11
Sat	3-Jul-10		Gold Coast Marathon		42.2	
Sun	4-Jul-10					
Sat	10-Jul-10	12.00	AV Coliban Ekiden Relay	Harcourt - Bendigo	7 ave	609 D5
Sat	17-Jul-10	1.00	AV 12km Cross Country	Bundoora Park	12-Aug	19 F4
Sun	18-Jul-10	9.00	Coburg Half Marathon	Coburg Track	21.1/10	18 A10
Sat	24-Jul-10	2.00	Club Road Handicap	Grovedale	10	465 G9
Sat	31-Jul-10	1.00	AV 16km Cross Country	Brimbank	16-Jun	14 J9
Sat	7-Aug-10	2.00	Interclub Road Handicap	Collingwood	11.2	30 F12
Sat	14-Aug-10	2.00	Club CC Championship	Coburg Track	10	18 A10
Sat	21-Aug-10					
Sun	22-Aug-10	9.00	Coburg Fun Run and Walk /DSRV	Coburg Track	6 / 12	18 A10
Sat	28-Aug-10	1.00	AV Road Relays Sandown	Sandown	6.2	80 C10

Coburg Harriers - Events 2010

Day	Date	Time	Event	Location	Dist. K	Melway
Sun	5-Sep-10	8.30	AV Half Marathon Championships	Yarra Blvd. Burnley	21.1	59 B1
Sat	11-Sep-10	2.00	Club Road Handicap	Albert Park (Swan Picnic Area)	9.6	2K F5
Sat	18-Sep-10	9.00	AV Tan Relays - BJD BBQ	King's Domain Melbourne	3.8	2G A9
Sun	26-Sep-10	9.00	Coburg Fun Run and Walk Cross Country Presentation Night	Coburg Track TBA	6 / 12	18 A10
Sun	10-Oct-10	8.00	Melbourne Marathon (Vic Champs)	MCG, Melbourne	42.2	
Sun	31-Oct-10	9.00	Coburg Charity Fun Run & Walk	Coburg Track	6 / 12	18 A10
Sun	28-Nov-10	9.00	Coburg Lake Classic Run & Walk	Coburg Track	5 / 10	18 A10
Sat	16-Apr-11	10.00	<i>Coburg 24 Hour Carnival</i>	Coburg Track	24 hr	18 A10
Complete either one of these runs for full Dr Marshall points (long version)			Highlighted: Dr Marshall Shield Club Events As at	Highlighted: Dr Marshall Shield AV Events 22/03/2010		

Coburg Fun Run King & Queen 6/12 KM 16 May 2010 Results

Category	Place	Name & Number	Distance	Time
Male 6 Run	1	Grant Morgan (Grant Morgan 26)	6	20:24
	2	Tim Dornom (Tim Dornom 33)	6	22:22
	3	Sean Morice (Sean Morice 36)	6	22:25
	4	Francesco Gioffre (Francesco Gioffre 32)	6	22:42
	5	Ryan Anderson (Ryan Anderson 22)	6	24:04:00
	6	Wayne Hepenstall (Wayne Hepenstall 28)	6	24:14:00
	7	Darren Smith (Darren Smith 38)	6	24:17:00
	8	Edwin Cheung (Edwin Cheung 41)	6	24:56:00
	9	Doug Wheeler (Doug Wheeler 35)	6	30:04:00
	10	John Belfio (John Belfio 27)	6	31:32:00
	11	Rod Barrett (Rod Barrett 37)	6	32:23:00
	12	John Neale (John Neale 39)	6	33:06:00
	13	Daniel Norris (Daniel Norris 24)	6	36:36:00
	14	Don Hampshire (Don Hampshire 34)	6	45:22:00
Category	Place	Name & Number	Distance	Time
Female 12 Run	1	Sally Kuhlman (Sally Kuhlman 78)	12	54:53:00
	2	Ingrid Tsiligiannis (Ingrid Tsiligiannis 61)	12	57:29:00
Category	Place	Name & Number	Distance	Time
Male 6 Walk	1	Steve Jordan (Steve Jordan 3)	6	45:19:00
	2	Graham Jenkins (Graham Jenkins 1)	6	1:08:31
Category	Place	Name & Number	Distance	Time
Female 6 Walk	1	Nardene Hammond (Nardene Hammond 4)	6	35:24:00
	2	Donna-Marie Elms (Donna-Marie Elms 2)	6	40:46:00
Category	Place	Name & Number	Distance	Time
Male 12 Run	1	Daniel Rees (Daniel Rees 63)	12	44:51:00
	2	Luke Thompson (Luke Thompson 62)	12	46:05:00
	3	Jaime De Loma - Osorio (Jaime De Loma - Osorio 74)	12	47:22:00
	4	Nick Machale (Nick Machale 73)	12	47:24:00
	5	Stuart Elliott (Stuart Elliott 76)	12	49:57:00
	6	Adam Grills (Adam Grills 69)	12	50:10:00
	7	Denans Geoffrey (Denans Geoffrey 64)	12	52:14:00
	8	Hayden de Kretser (Hayden de Kretser 68)	12	52:26:00
	9	Simon Haigh (Simon Haigh 67)	12	52:34:00
	10	Geoff Wheeler (Geoff Wheeler 71)	12	53:17:00
	11	Tim Peters (Tim Peters 77)	12	53:39:00
	12	Anthony Davis (Anthony Davis 66)	12	56:18:00
	13	Kevin Horrigan (Kevin Horrigan 70)	12	56:39:00
	14	Michael Furey (Michael Furey 65)	12	57:34:00
	15	Bruce Ohlenrott (Bruce Ohlenrott 72)	12	1:00:51
	16	Colin Robertson (Colin Robertson 75)	12	1:00:53
Category	Place	Name & Number	Distance	Time
Female 6 Run	1	Sophie Barker (Sophie Barker 23)	6	22:31
	2	Rebecca Anderson (Rebecca Anderson 21)	6	25:29:00
	3	Wendy - Grace Williams (Wendy - Grace Williams 31)	6	28:00:00
	4	Lili Romano (Lili Romano 25)	6	28:17:00
	5	Jackie Steel (Jackie Steel 40)	6	32:27:00
	6	Sonja Daougan (Sonja Daougan 29)	6	32:44:00
Category	Place	Name & Number	Distance	Time
Male Junior	1	Steven Ribaroski (Steven Ribaroski 30)	6	32:42:00

**Club 7.85K Handicap
Coburg Lake 10th April 2010**

Place	Name	Finish Time	Actual Time	Actual K Rate
1	CLARKE, Thomas *	49.51	18.26	4.42
2	CHEUNG, Edwin	50.48	33.40	4.17
3	KELLY, Mark	51.29	35.08	4.29
4	WILSON, Shane *	51.36	14.46	3.46
5	HARRAP, Nicholas *	51.37	21.26	5.28
6	ROUX, Guillaume	51.50	36.08	4.36
7	CLARK, Charles	52.49	41.02	5.14
8	LEDDIN, Bernie	52.51	35.43	4.33
9	LEMAN, Nick	52.57	33.19	4.15
10	HOLLOWAY, Tim	53.22	33.44	4.18
11	STEEL, Jackie	53.42	49.31	6.18
12	HAYES, Johanna	53.42	48.20	6.09
13	HARRAP, Spud *	53.52	27.52	7.06
14	SHAW, Yolanda	55.12	51.09	6.31
15	NORRIS, Daniel	57.00	49.09	6.16
16	GOGGIN, Bernie	58.21	56.23	7.11
17	WHIMPEY, Michael	60.07	48.20	6.09
18	GRACE-WILLIAMS, Wendy	63.24	51.37	6.35
19	HALLETT, Len	69.37	57.50	7.22
DNF	JORDAN, Michael			
DNF	CARTER, Ken			
DNF	VAN DUEREN, Philip			

Recorders / Course Marker

Chris Harrap
Brian Delaney
Mark Kelly

Juniors - 3.925k run

COBURG 6 HOUR CHAMPIONSHIPS

Saturday, 5 March 2011

6 HOUR RUN MEN

PLACE	NAME	STATE	NUMBER	LAPS	DISTANCE	EXTRA DISTANCE	FINAL DISTANCE
1	STAEHR, David	VIC	56	198	79.200	0.098	79.298
2	MANNIX, Kevin	VIC	45	191	76.400	0.030	76.430
3	LOUW, Eric	VIC	44	182	72.800	0.024	72.824
4	CLARKE, Michael	VIC	35	178	71.200	0.100	71.300
5	COOKE, Rick	VIC	36	169	67.600	0.153	67.753
6	DEVINE, Allan	SA	37	160	64.000	0.157	64.157
7	SCHOLZ, Justin	VIC	55	160	64.000	0.073	64.073
8	MARSH, Ken	VIC	46	158	63.200	0.369	63.569
9	MARSH, Trevor	VIC	47	156	62.400	0.230	62.630
10	PETTINGILL, Shane	VIC	52	148	59.200	0.173	59.373
11	HUNTER, Hugh	SCO	41	147	58.800	0.178	58.978
12	DRAPER, Shane	VIC	38	147	58.800	0.096	58.896
13	McKINNON, Toby	VIC	49	143	57.200	0.120	57.320
14	McPHEE, Jeevan	VIC	51	141	56.400	0.145	56.545
15	FOLINO, James	VIC	39	141	56.400	0.043	56.443
16	SAXON, Brett	VIC	54	138	55.200	0.114	55.314
17	BOYCE, Robert	VIC	33	136	54.400	0.117	54.517
18	McCORMICK, Richard	VIC	48	136	54.400	0.071	54.471
19	ROGERS, Paul	QLD	53	132	52.800	0.309	53.109
20	ABLETT, Tim	VIC	31	131	52.400	0.359	52.759
21	AGUIRRE, Blaise	USA	32	130	52.000	0.240	52.240
22	JONES, David	VIC	43	127	50.800	0.150	50.950
23	BRELSFORD, David	TAS	34	113	45.200	0.387	45.587
DNS	JENNINGS, David	VIC	42	0	0.000	0.000	0.000

6 HOUR RUN WOMEN

PLACE	NAME	STATE	NUMBER	LAPS	DISTANCE	EXTRA DISTANCE	FINAL DISTANCE
1	ZIOGOS, Anne	VIC	24	153	61.200	0.149	61.349
2	DRYDEN, Tracey	VIC	21	142	56.800	0.118	56.918
3	SIEMONEK, Amie	VIC	25	141	56.400	0.354	56.754
4	STRINGER, Leah	VIC	22	129	51.600	0.035	51.635
5	THORN, Julia	VIC	23	128	51.200	0.257	51.457

6 HOUR WALK MEN

PLACE	NAME	STATE	NUMBER	LAPS	DISTANCE	EXTRA DISTANCE	FINAL DISTANCE
1	JACK, Clarrie	VIC	74	126	52.252	0.038	52.290
2	DUKE, Daniel	VIC	73	113	46.861	0.188	47.049
3	JORDAN, Steve	VIC	75	108	44.788	0.231	45.019
4	McKAY, Doug	VIC	76	106	43.958	0.159	44.117
5	TIMMS, John	VIC	81	105	43.544	0.354	43.898
6	COMMINS, Louis	NSW	72	105	43.544	0.165	43.709
7	SHARP, Philip	NZ	79	103	42.714	0.015	42.729
8	TURNER, Gary	VIC	82	86	35.664	0.025	35.689
9	SAMIR, Shadi	VIC	78	74	30.688	0.000	30.688
10	CARTER, Ken	VIC	71	67	27.785	0.133	27.918

6 HOUR WALK WOMEN

PLACE	NAME	STATE	NUMBER	LAPS	DISTANCE	EXTRA DISTANCE	FINAL DISTANCE
1	THOMPSON, Michelle	VIC	66	129	53.496	0.288	53.784
2	O'NEILL, Karyn	VIC	63	111	46.032	0.401	46.433
3	PARRIS, Dawn	VIC	64	107	44.373	0.320	44.693
4	FIDLER, Lara	VIC	61	96	39.811	0.206	40.017
5	SARIEDDINE, May	VIC	65	31	12.856	0.000	12.856
DNS	HOWORTH, Sandy	VIC	62	0	0.000	0.000	0.000

Coburg Fun Run 21 feb 2010 - Category Progress Results

Male 6 Run

at 10:28 on Sunday

Place	Laps	Dist	Time Team / Rider Name
1	1	6.000	23:41 Brendan Pawsey (Brendan Pawsey 39)
2	1	6.000	24:22 Edwin Cheung (Edwin Cheung 40)
3	1	6.000	25:44 Luke Langley (Luke Langley 34)
4	1	6.000	26:37 Trevor Marsh (Trevor Marsh 29)
5	1	6.000	29:06 Daniel Langley (Daniel Langley 35)
6	1	6.000	30:19 Doug Wheeler (Doug Wheeler 36)
7	1	6.000	33:42 Doug Langley (Doug Langley 32)
8	1	6.000	36:30 Rey Villegas (Rey Villegas 37)
9	1	6.000	38:43 David Brownrigg (David Brownrigg 30)
10	1	6.000	39:30 John Rolls (John Rolls 23)
11	1	6.000	45:49 Don Hampshire (Don Hampshire 22)

Coburg Fun Run 21 feb 2010 - Category Progress Results

Female 12 Run

at 10:28 on Sunday

Place	Laps	Dist	Time Team / Rider Name
1	1	12.000	56:54 Sally Kuhlmann (Sally Kuhlmann 76)
2	1	12.000	59:10 Miki Okawa (Miki Okawa 69)

Coburg Fun Run 21 feb 2010 - Category Progress Results

Male 6 Walk

at 10:28 on Sunday

Place	Laps	Dist	Time Team / Rider Name
1	1	6.000	44:25 Steve Jordan (Steve Jordan 1)

Coburg Fun Run 21 feb 2010 - Category Progress Results

Male 12 Run

at 10:28 on Sunday

Place	Laps	Dist	Time Team / Rider Name
1	1	12.000	41:07 Liam Magee (Liam Magee 67)
2	1	12.000	43:57 Adrian Polirdrano (Adrian Polirdrano 61)
3	1	12.000	48:53 Dennis Neal (Dennis Neal 74)
4	1	12.000	51:09 Jun Okabe (Jun Okabe 72)
5	1	12.000	52:13 Greg Van Rensburg (Greg Van Rensburg 75)
6	1	12.000	52:41 Geoff Warrick (Geoff Warrick 71)
7	1	12.000	56:01 David Allen (David Allen 62)
8	1	12.000	57:12 Peter Allen (Peter Allen 63)
9	1	12.000	58:02 Matthew Trezise (Matthew Trezise 68)
10	1	12.000	58:32 Kevin Horrigan (Kevin Horrigan 70)
11	1	12.000	59:51 Peter Elliott (Peter Elliott 66)
12	1	12.000	1:03:37 Bruce Ohlenrott (Bruce Ohlenrott 77)
13	1	12.000	1:04:12 Michael Meaney (Michael Meaney 64)
14	1	12.000	1:25:30 Anthony Bowman (Anthony Bowman 73)

Coburg Fun Run 21 feb 2010 - Category Progress Results

Female 6 Run

at 10:28 on Sunday

Place	Laps	Dist	Time Team / Rider Name
1	1	6.000	26:41 Yolanda Russell (Yolanda Russell 26)
2	1	6.000	28:30 Ingrid Tsiligiannis (Ingrid Tsiligiannis 21)
3	1	6.000	29:21 Wendy -Grace Williams (Wendy -Grace Williams 38)
4	1	6.000	32:02 Margaret Lawerence (Margaret Lawerence 28)
5	1	6.000	33:05 Emma Tice (Emma Tice 27)
6	1	6.000	35:00 Adriana Rosa (Adriana Rosa 25)
7	1	6.000	36:40 Johanna Hayes (Johanna Hayes 33)
8	1	6.000	37:50 Dina Trezise (Dina Trezise 31)
9	1	6.000	38:04 Lynne Chepanidis (Lynne Chepanidis 24)

Coburg Harriers Twilight Fun Run 3 6KMs 23 03 2010

Coburg Harriers Twilight Fun Run 3 & 6KMs 23 03 2010

CATEGORY	PLACE	NAME & NUMBER	DISTANCE	TIME
Male 3 Run	1	Rod Barrett (Rod Barrett 53)	3	15:56
CATEGORY	PLACE	NAME & NUMBER	DISTANCE	TIME
Female 3 Run	1	Karen Murata-Lau (Karen Murata-Lau 55)	3	13:16
	2	Wendy-Grace Williams (Wendy-Grace Williams 54)	3	14:49
	3	Jane Horrigan (Jane Horrigan 56)	3	25:12:00
	4	Jodie North (jodie north 5)	3	26:43:00
CATEGORY	PLACE	NAME & NUMBER	DISTANCE	TIME
Male 6 Run	1	Ashley Peacock (Ashley Peacock 79)	6	23:27
	2	Edwin Cheung (Edwin Cheung 37)	6	25:55:00
	3	James Inglis (James Inglis 36)	6	27:22:00
	4	Kevin Horrigan (Kevin Horrigan 78)	6	28:23:00
	5	Bruce Ohlenrott (Bruce Ohlenrott 80)	6	30:52:00
	6	Gary Simmons (Gary Simmons 73)	6	31:11:00
	7	Allan Lee (Allan Lee 76)	6	35:08:00
	8	Steve Mauerly (Steve Mauerly 74)	6	37:33:00
	9	Chris Day (chris day 38)	6	38:32:00
CATEGORY	PLACE	NAME & NUMBER	DISTANCE	TIME
Female BJD 6 Run	1	Michaela Dedek (Michaela Dedek 28)	6	34:08:00
CATEGORY	PLACE	NAME & NUMBER	DISTANCE	TIME
Male BJD 3 Run	1	Joe Brown (Joe Brown 1)	3	16:05
	2	Ken Carter (Ken Carter 4)	3	29:24:00
CATEGORY	PLACE	NAME & NUMBER	DISTANCE	TIME
Female BJD 3 Run	1	Yolanda Shaw (Yolanda Shaw 3)	3	17:20
	2	Charlotte Morgans (Charlotte Morgans 2)	3	18:35

Coburg Harriers Twilight Fun Run 3 6KMs 23 03 2010

CATEGORY	PLACE	NAME & NUMBER	DISTANCE	TIME
Male BJD 6 Run	1	James Taylor (James Taylor 32)	6	23:08
	2	Philip Van Dueren (Philip Van Dueren 27)	6	24:25:00
	3	Tim Holloway (Tim Holloway 29)	6	24:58:00
	4	Ken Souyave (Ken Souyave 26)	6	25:37:00
	5	Marko Zovic (Marko Zovic 31)	6	30:56:00
	6	Leonard Hallett (Leonard Hallett 23)	6	31:50:00
	7	Daniel Norris (Daniel Norris 25)	6	35:22:00
	8	Michael Jordan (Michael Jordan 34)	6	36:06:00
	9	John Peacock (John Peacock 24)	6	39:46:00
CATEGORY	PLACE	NAME & NUMBER	DISTANCE	TIME
Female 6 Run	1	Bronwyn Morris (Bronwyn Morris 71)	6	28:29:00
	2	Sally Kuhlmann (Sally Kuhlmann 75)	6	31:03:00
	3	Johana Hayes (Johana Hayes 33)	6	35:18:00
	4	Alissa Sputore (Alissa Sputore 35)	6	37:43:00
	5	Kathryn Lee (Kathryn Lee 77)	6	39:01:00
CATEGORY	PLACE	NAME & NUMBER	DISTANCE	TIME
Male Junior	1	Donovan Pell (Donovan Pell 52)	3	14:02
	2	Timothy Garisto (Timothy Garisto 51)	3	15:31
	3	Nicholas Harrap (Nicholas Harrap 21)	3	16:53
CATEGORY	PLACE	NAME & NUMBER	DISTANCE	TIME
Male Walk 3	1	Doug Wheeler (Doug Wheeler 22)	3	23:55
CATEGORY	PLACE	NAME & NUMBER	DISTANCE	TIME
Male Walk 6	1	Steve Jordan (Steve Jordan 72)	6	47:05:00

Coburg Harriers Fun Run 17 JAN 2010 6 & 12 KM

Category	Place	Name	Distance	Time
Male 6 Run	1	Gerard Large (Gerard Large 26)	6	21:44
	2	Tony Langelaan (Tony Langelaan 24)	6	22:04
	3	Nick Machale (Nick Machale 32)	6	23:06
	4	Jaime De Loma-Osorio (Jaime De Loma-Osorio 33)	6	23:17
	5	Edwin Cheung (Edwin Cheung 47)	6	24:32:00
	6	Frank Palerrmo (Frank Palerrmo 25)	6	26:38:00
	7	Stephen Baker (Stephen Baker 39)	6	28:30:00
	8	Jason Elms (Jason Elms 21)	6	29:34:00
	9	Doug Wheeler (Doug Wheeler 29)	6	30:33:00
	10	Craig Macneil (Craig Macneil 42)	6	32:05:00
	11	Robert Schiacchitano (Robert Schiacchitano 30)	6	35:08:00
	12	Rod Barrett (Rod Barrett 41)	6	35:53:00
	13	Rey Villegas (Rey Villegas 35)	6	38:04:00
	14	Don Hampshire (Don Hampshire 37)	6	44:51:00

Category	Place	Name	Distance	Time
Female 12 Run	1	Kylie Altson (Kylie Altson 83)	12	52:22:00
	2	Ingrid Tsiligiannis (Ingrid Tsiligiannis 61)	12	56:22:00
	3	Sally Kuhlmann (Sally Kuhlmann 92)	12	56:49:00
	4	Natalie Okeefe (Natalie Okeefe 82)	12	59:04:00
	5	Eran Schiling (Eran Schiling 87)	12	1:01:39
	6	Anne Miller (Anne Miller 91)	12	1:02:54
	7	Jane Rolfs (Jane Rolfs 71)	12	1:07:53
	8	Judith Clarke (Judith Clarke 74)	12	1:07:58
	9	Lindy Yap (Lindy Yap 73)	12	1:12:29

Category	Place	Name	Distance	Time
Male 6 Walk	1	Steve Jordan (Steve Jordan 4)	6	45:58:00
	2	Dean Hussey (Dean Hussey 7)	6	48:54:00
	3	Gary Turner (Gary Turner 3)	6	49:53:00

Category	Place	Name	Distance	Time
Female 6 Walk	1	Nardere Hammond (Nardere Hammond 2)	6	38:02:00
	2	Donna-Marie Elms (Donna-Marie Elms 1)	6	39:00:00
	3	Erin Hussey (Erin Hussey 8)	6	46:16:00
	4	Sharon Dragon (Sharon Dragon 5)	6	52:42:00
	5	Jody Hussey (Jody Hussey 6)	6	1:03:51

Category	Place	Name	Distance	Time
Male 12 Run	1	Nick Schiling (Nick Schiling 86)	12	43:05:00
	2	Leigh Prendergast (Leigh Prendergast 65)	12	45:56:00
	3	Brad Woonton (Brad Woonton 85)	12	46:17:00
	4	Jason Montfort (Jason Montfort 64)	12	46:53:00
	5	Saverio Curcio (Saverio Curcio 66)	12	49:37:00
	6	Macus Boxall (Macus Boxall 75)	12	50:50:00
	7	Greg Van Rensburg (Greg Van Rensburg 90)	12	51:45:00
	8	Rohit Chopra (Rohit Chopra 80)	12	52:24:00
	9	Andrew Mill (Andrew Mill 62)	12	53:48:00
	10	Adam Jenkins (Adam Jenkins 68)	12	55:42:00
	11	Luke Stratford (Luke Stratford 72)	12	56:15:00
	12	Peter Elliott (Peter Elliott 78)	12	56:41:00
	13	Graeme Cross (Graeme Cross 84)	12	58:51:00
	14	Corry Price (Corry Price 77)	12	58:53:00
	15	Mark Mloney (Mark Mloney 63)	12	59:36:00
	16	David Dodson (David Dodson 67)	12	59:49:00
	17	Philip Ryan (Philip Ryan 95)	12	1:00:37
	18	Aaron Stewart (Aaron Stewart 94)	12	1:00:40
	19	Glenn Carroll (Glenn Carroll 96)	12	1:01:04
	20	Romesh Kumar (Romesh Kumar 81)	12	1:01:06
	21	Ken Smith (Ken Smith 93)	12	1:03:02
	22	Bruce Ohlenrott (Bruce Ohlenrott 88)	12	1:03:29
	23	Mark Dockrill (Mark Dockrill 89)	12	1:07:01
	24	Michael Whimpey (Michael Whimpey 76)	12	1:07:14
	25	Graham Jenkins (Graham Jenkins 69)	12	1:07:34
	26	Daniel Norris (Daniel Norris 79)	12	1:12:30
	27	John Mackay (John Mackay 70)	12	1:15:26

Category	Place	Name	Distance	Time
Female 6 Run	1	Tamami Koike (Tamami Koike 28)	6	28:14:00
	2	Wendy-Grace Williams (Wendy-Grace Williams 40)	6	28:46:00
	3	Tracey Dryden (Tracey Dryden 31)	6	31:13:00
	4	Emma Tice (Emma Tice 36)	6	31:46:00
	5	Melanie Evans (Melanie Evans 37)	6	32:05:00
	6	Jackie Steel (Jackie Steel 45)	6	34:12:00
	7	Yolanda Shaw (Yolanda Shaw 23)	6	34:23:00
	8	Anja Wartenweiler (Anja Wartenweiler 46)	6	35:04:00
	9	Astrid Graf (Astrid Graf 34)	6	39:39:00
	10	Jodie North (Jodie North 48)	6	40:32:00

Category	Place	Name	Distance	Time
Male Junior	1	Sam Dragon (Sam Dragon 43)	6	25:51:00
	2	Luke Dragon (Luke Dragon 44)	6	27:02:00
	3	Damein Elms (Damein Elms 22)	6	28:55:00
	4	Cailan Boyle (Cailan Boyle 38)	6	30:53:00

Coburg Fun Run 6 & 12 K 22 08 2010 Results

Category	Place	Name & Number	Distance	Time
Male 12	1	Jarrold Mullavey (Jarrod Mullavey 50)	12	43:13:00
	2	Daniel Rees (Daniel Rees 42)	12	47:02:00
	3	Jason Rees (Jason Rees 44)	12	52:49:00
	4	Geoff Warrick (Geoff Warrick 48)	12	54:58:00
	5	Geoff Wheeler (Geoff Wheeler 47)	12	56:09:00
	6	Kevin Horrigan (Kevin Horrigan 49)	12	58:03:00

Category	Place	Name & Number	Distance	Time
Female 6 Run	1	Rebecca Anderson (Rebecca Anderson 12)	6	26:37:00
	2	Elizabeth Grover (Elizabeth Grover 18)	6	27:46:00
	3	Wendy-Grace Williams (Wendy-Grace Williams 29)	6	28:42:00
	4	Emma Tice (Emma Tice 19)	6	30:48:00
	5	Yolanda Shaw (Yolanda Shaw 13)	6	36:21:00
	6	Debbie Canal (Debbie Canal 15)	6	39:47:00

Category	Place	Name & Number	Distance	Time
Male 6 Walk	1	Chris Harrap (Chris Harrap 2)	6	43:29:00
	2	Steve Jordan (Steve Jordan 5)	6	43:48:00

Category	Place	Name & Number	Distance	Time
Female 6 Walk	1	Donna-Marie Elms (Donna-Marie Elms 1)	6	38:17:00

Category	Place	Name & Number	Distance	Time
Male 6 Run	1	Paul Garbett (Paul Garbett 30)	6	25:02:00
	2	Dennis Ball (Dennis Ball 4)	6	25:08:00
	3	Edwin Cheung (Edwin Cheung 31)	6	25:39:00
	4	Doug Wheeler (Doug Wheeler 28)	6	30:07:00
	5	Bijan Robilliard (Bijan Robilliard 11)	6	31:06:00
	6	Paul Jenkins (Paul Jenkins 22)	6	33:11:00
	7	Rod Barrett (Rod Barrett 27)	6	33:44:00
	8	Graham Jenkins (Graham Jenkins 21)	6	38:15:00
	9	Mark Lord (Mark Lord 20)	6	43:35:00
	10	Rob Virgona (Rob Virgona 25)	6	45:23:00
	11	Don Hampshire (Don Hampshire 17)	6	46:45:00

Category	Place	Name & Number	Distance	Time
----------	-------	---------------	----------	------

Coburg Fun Run 6 & 12 K 22 08 2010 Results

Category	Place	Name & Number	Distance	Time
Female 12	1	Helen O'Hagan (Helen O'Hagan 43)	12	53:26:00
	2	Britta Jensen (Britta Jensen 46)	12	57:54:00
	3	Elizabeth Molan (Elizabeth Molan 41)	12	1:01:16
Category	Place	Name & Number	Distance	Time
Female Junior	1	Michayla Virgona (Michayla Virgona 24)	6	45:21:00
Category	Place	Name & Number	Distance	Time
Male Junior	1	Anthony Crews (Anthony Crews 23)	6	27:01:00
	2	Daniel Virgona (Daniel Virgona 26)	6	37:55:00
	3	Spud Harrap (Spud Harrap 16)	6	39:44:00

Coburg Fun Run 26 September 2010 6 & 12 K Results

Category	Place	Name & Number	Distance	Time
Male 6 Run	1	Kynan Dawee (Kynan Dawee 21)	6	20:27
	2	Marcus Boxall (Marcus Boxall 30)	6	24:25:00
	3	Edwin Cheung (Edwin Cheung 33)	6	24:59:00
	4	David Dodson (David Dodson 27)	6	33:43:00
	5	Graham Jenkins (Graham Jenkins 31)	6	36:00:00
	6	John Becroft (John Becroft 24)	6	40:02:00
	7	John Rolls (John Rolls 28)	6	40:36:00
	8	Don Hampshire (Don Hampshire 25)	6	47:19:00
	9	Anthony Churchward (Anthony Churchward 35)	6	51:47:00
Category	Place	Name & Number	Distance	Time
Female 12 Run	1	Kelly McDermott (Kelly McDermott 74)	12	59:24:00
	2	Meghann Blakeman (Meghann Blakeman 76)	12	59:42:00
	3	Krystyna Glavinovic (Krystyna Glavinovic 73)	12	1:00:45
	4	Jenny Miles (Jenny Miles 63)	12	1:01:58
Category	Place	Name & Number	Distance	Time
Male 6 Walk	1	Steve Jordan (Steve Jordan 2)	6	44:11:00
	2	Gary Turner (Gary Turner 1)	6	51:03:00
Category	Place	Name & Number	Distance	Time
Male 12 Run	1	Jarrold Mullavey (Jarrod Mullavey 71)	12	42:55:00
	2	Shane Draper (Shane Draper 65)	12	46:28:00
	3	Stuart Elliot (Stuart Elliot 66)	12	46:53:00
	4	Luong Dao (Luong Dao 64)	12	48:46:00
	5	Geoff Wheeler (Geoff Wheeler 70)	12	52:41:00
	6	Simon Haigh (Simon Haigh 61)	12	53:50:00
	7	Nathan Dickson (Nathan Dickson 67)	12	56:20:00
	8	Kevin Horrigan (Kevin Horrigan 69)	12	58:57:00
	9	Frank Palermo (Frank Palermo 72)	12	59:11:00
	10	Bruce Ohlenrott (Bruce Ohlenrott 75)	12	1:02:06
	11	Peter Walsh (Peter Walsh 62)	12	1:03:58
	12	Michael Meaney (Michael Meaney 68)	12	1:04:31
Category	Place	Name & Number	Distance	Time
Female 6 Run	1	Wendy-Grace Williams (Wendy-Grace Williams 32)	6	29:26:00
	2	Johanna Hayes (Johanna Hayes 26)	6	35:07:00
	3	Charlotte Morgans (Charlotte Morgans 22)	6	38:52:00
	4	Lucia Churchward (Lucia Churchward 34)	6	49:58:00
Category	Place	Name & Number	Distance	Time
Female Junior	1	Lauren Churchward (Lauren Churchward 3)	6	51:46:00
Category	Place	Name & Number	Distance	Time
Male Junior	1	Anthony Crews (Anthony Crews 29)	6	25:29:00
	2	Jasper Kelly (Jasper Kelly 23)	6	38:50:00
	3	Jeremy Churchward (Jeremy Churchward 4)	6	49:57:00
	4	Martin Churchward (Martin Churchward 5)	6	57:16:00

Coburg Result Half Marathon & 10K 18 July 2010

Male Half Marathon Run

Place	Name & Number	Distance	Time
1	Patrick Devine-Wright (Patrick Devine-Wright 51)	21.1	1:20:36
2	Leigh Murphy (Leigh Murphy 46)	21.1	1:22:10
3	Stuart Elliott (Stuart Elliott 67)	21.1	1:22:47
4	Philip Barrett (Philip Barrett 49)	21.1	1:22:56
5	Rob Weigall (Rob Weigall 69)	21.1	1:25:49
6	Jason Ryding (Jason Ryding 66)	21.1	1:25:57
7	James Grove (James Grove 50)	21.1	1:26:20
8	Martin Ball (Martin Ball 68)	21.1	1:29:20
9	Richard Farrelly (Richard Farrelly 55)	21.1	1:32:02
10	Dennis Neal (Dennis Neal 72)	21.1	1:32:45
11	Barry Rosenberg (Barry Rosenberg 80)	21.1	1:33:02
12	Jeremy Grey (Jeremy Grey 63)	21.1	1:34:25
13	Luong Dao (Luong Dao 53)	21.1	1:42:12
14	Andrew Dave (Andrew Dave 47)	21.1	1:42:23
15	Lee Roberts (Lee Roberts 74)	21.1	1:42:25
16	Peter Elliott (Peter Elliott 54)	21.1	1:42:33
17	Danny Jordan (Danny Jordan 48)	21.1	1:43:16
18	Paddy Goodall (Paddy Goodall 61)	21.1	1:44:47
19	Marco Zovic (Marco Zovic 73)	21.1	1:47:20
20	Greg Paterson (Greg Paterson 64)	21.1	1:48:47
21	Gary Blake (Gary Blake 56)	21.1	1:49:13
22	Kevin Horrigan (Kevin Horrigan 75)	21.1	1:50:26
23	Murray Rose (Murray Rose 79)	21.1	1:51:30
24	Stephen Barker (Stephen Barker 44)	21.1	1:51:42
25	Bruce Ohlenrott (Bruce Ohlenrott 58)	21.1	1:56:49
26	Doug Wheeler (Doug Wheeler 65)	21.1	1:57:36
27	Jason Rees (Jason Rees 70)	21.1	2:03:27

Female 10km Run

Place	Name & Number	Distance	Time
1	Sarah Leslie (Sarah Leslie 8)	10	46:47:00
2	Tamami Koike (Tamami Koike 6)	10	47:24:00
3	Nicole Sansonetti (Nicole Sansonetti 23)	10	50:45:00
4	Julie Meneghini (Julie Meneghini 3)	10	54:02:00
5	Jenny Rogers (Jenny Rogers 4)	10	54:04:00
6	Katie Fox (Katie Fox 15)	10	56:57:00
7	Sonia Tapody (Sonia Tapody 18)	10	58:44:00
8	Lisa Frigo (Lisa Frigo 27)	10	1:00:54
9	Mia Ryding (Mia Ryding 25)	10	1:01:12
10	Kellee Jordan (Kellee Jordan 9)	10	1:03:43
11	Lynette Rees (Lynette Rees 17)	10	1:10:21

Male 10k Run

Place	Name & Number	Distance	Time
1	Kynan Dawes (Kynan Dawes 11)	10	36:02:00
2	Ashley Peacock (Ashley Peacock 10)	10	38:30:00
3	Nathan Jones (Nathan Jones 7)	10	39:15:00
4	Colin Wellard (Colin Wellard 22)	10	42:35:00
5	Micky White (Micky White 14)	10	44:55:00
6	Geoff Wheeler (Geoff Wheeler 20)	10	45:30:00
7	Julian Bulsma (Julian Bulsma 16)	10	46:24:00
8	Edwin Cheung (Edwin Cheung 30)	10	46:42:00
9	Glen Cameron (Glen Cameron 1)	10	47:39:00
10	Dan Tang (Dan Tang 26)	10	48:37:00
11	Rick Bertone (Rick Bertone 5)	10	48:49:00
12	David Smart (David Smart 12)	10	49:03:00
13	Peter Carter (Peter Carter 19)	10	50:21:00
14	Zeb Phoenix (Zeb Phoenix 24)	10	53:20:00
15	Des Rees (Des Rees 21)	10	1:02:33
16	John Beoroft (John Beoroft 29)	10	1:12:37
17	Steve Jordan (Steve Jordan 28)	10	1:17:02

18 Don Hampshire (Don Hampshire 13) 10 1:23:30

Female Half Marathon Run

Place	Name & Number	Distance	Time
1	Megan Carter (Megan Carter 52)	21.1	1:32:41
2	Rosie Dorn (Rosie Dorn 60)	21.1	1:33:20
3	Danielle Sansonetti (Danielle Sansonetti 62)	21.1	1:36:43
4	Tracey Dryden (Tracey Dryden 41)	21.1	1:55:28
5	Amanda McFarland (Amanda McFarland 76)	21.1	1:56:29
6	Jo Bowers (Jo Bowers 45)	21.1	1:56:50
7	Sally Kuhlman (Sally Kuhlman 77)	21.1	1:57:00
8	Anne Miller (Anne Miller 78)	21.1	1:57:03
9	Lisa Fuller (Lisa Fuller 43)	21.1	1:59:51
10	Dominique Tanner (Dominique Tanner 71)	21.1	2:03:29
11	Catherine Bombardieri (Catherine Bombardieri 57)	21.1	2:04:34
12	Tablina Delaney (Tablina Delaney 42)	21.1	2:06:34
13	Debra Robb (Debra Robb 59)	21.1	2:15:05

Male Junior 10k

Place	Name & Number	Distance	Time
1	Brad Cameron (Brad Cameron 2)	10	44:03:00

Coburg Fun Run 30 10 2010 Tanzania - Category Progress Results

Male 6 Run

at 10:25 on Sunday

Place	Laps	Dist	Time Team / Rider Name
1	1	6.000	23:13 Kevin Muller (Kevin Muller 26)
2	1	6.000	24:06 Ashley Peacock (Ashley Peacock 34)
3	1	6.000	25:52 Gerarde Kelly (Gerarde Kelly 32)
4	1	6.000	28:49 Michael Meaney (Michael Meaney 29)
5	1	6.000	33:36 Doug Langley (Doug Langley 30)
6	1	6.000	36:59 Chris Brocks (Chris Brocks 35)
7	1	6.000	38:23 Rey Villegas (Rey Villegas 39)
8	1	6.000	47:08 Michael Boc (Michael Boc 22)
9	1	6.000	47:57 Don Hampshire (Don Hampshire 21)

Coburg Fun Run 30 10 2010 Tanzania - Category Progress Results

Male 6 Walk

at 10:25 on Sunday

Place	Laps	Dist	Time Team / Rider Name
1	1	6.000	44:48 Steve Jordan (Steve Jordan 3)
2	1	6.000	1:18:38 Peter Constable (Peter Constable 1)

Coburg Fun Run 30 10 2010 Tanzania - Category Progress Results

Female 6 Walk

at 10:25 on Sunday

Place	Laps	Dist	Time Team / Rider Name
1	1	6.000	43:56 Megan Chard (Megan Chard 2)
2	1	6.000	57:01 Wendy Beckhouse (Wendy Beckhouse 5)
3	1	6.000	1:18:40 Sarah Brocks (Sarah Brocks 4)

Coburg Fun Run 30 10 2010 Tanzania - Category Progress Results**Male 12 Run**

at 10:25 on Sunday

Place	Laps	Dist	Time Team / Rider Name
1	1	12.000	46:58 Tony Dineen (Tony Dineen 63)
2	1	12.000	47:05 Gerard Large (Gerard Large 67)
3	1	12.000	48:53 Liam Magee (Liam Magee 71)
4	1	12.000	48:56 Jeremy Grey (Jeremy Grey 61)
5	1	12.000	50:31 Luong Dao (Luong Dao 64)
6	1	12.000	56:38 Dennis Ball (Dennis Ball 70)
7	1	12.000	1:03:57 Owen Woodman (Owen Woodman 65)
8	1	12.000	1:04:04 Ken Smith (Ken Smith 66)
9	1	12.000	1:05:57 David Cogan (David Cogan 69)
10	1	12.000	1:12:36 Daniel Norris (Daniel Norris 68)
11	1	12.000	1:17:54 Graham Jenkins (Graham Jenkins 62)

Coburg Fun Run 30 10 2010 Tanzania - Category Progress Results

Female 6 Run

at 10:25 on Sunday

Place	Laps	Dist	Time Team / Rider Name
1	1	6.000	21:36 Victoria Mitchell (Victoria Mitchell 28)
2	1	6.000	29:14 Wendy - Grace Williams (Wendy - Grace Williams 31)
3	1	6.000	29:59 Hannah Jordan (Hannah Jordan 42)
4	1	6.000	32:40 Allison Muller (Allison Muller 25)
5	1	6.000	36:06 Amy Moylan (Amy Moylan 33)
6	1	6.000	36:32 Jackie Steel (Jackie Steel 27)
7	1	6.000	41:57 Kerry Cogan (Kerry Cogan 36)
8	1	6.000	51:29 Maria Barbett (Maria Barbett 40)

Coburg Fun Run 30 10 2010 Tanzania - Category Progress Results

Female Junior

at 10:25 on Sunday

Place	Laps	Dist	Time Team / Rider Name
1	1	6.000	47:01 Jasmine Boc (Jasmine Boc 23)
2	1	6.000	51:21 Maggie O'Shea (Maggie O'Shea 41)

Coburg Fun Run 30 10 2010 Tanzania - Category Progress Results

Male Junior

at 10:25 on Sunday

Place	Laps	Dist	Time Team / Rider Name
1	1	6.000	25:10 Luke Dragon (Luke Dragon 38)
2	1	6.000	30:25 Sam Dragon (Sam Dragon 37)
3	1	6.000	44:25 Nathan Boc (Nathan Boc 24)

Coburg 10 KM Coburg Lake 2 Club Handicap Run - using fun run loop							
24-Jul-10							
Place	Name	Estimated Kilometer Rating	Estimated Time	Mark	Finish Time	Actual Time	Actual K Rate
1	Clark, Charles	5.15	52.30	17.30	65.35	48.05	4.48
2	Dryden, Tracey	5.20	53.20	16.40	65.54	49.14	4.55
3	Zovic, Marco	4.59	49.50	20.10	66.51	46.41	4.40
4	SOUYAVE, Kenneth	4.09	41.30	28.30	68.42	40.12	4.01
5	KELLY, Mark	4.25	44.10	25.50	69.55	44.05	4.24
6	GREY, Jeremy	3.47	37.50	32.10	70.48	38.38	3.51
7	HAYES, Johanna	5.59	59.50	10.10	72.01	61.51	6.11




Coburg Harriers Lake Classic Results 5 & 10K 28 11 2010

Cat	Place	Name	Number	Finish Time
Female 10 Run	1	Chris Williams	61	0:50:15
Female 10 Run	2	Nina Farmer	97	0:51:10
Female 10 Run	3	Geneueve Agostinelli	85	0:51:19
Female 10 Run	4	Tracey Dryden	94	0:53:28
Female 10 Run	5	Alison Foley	75	0:54:17
Female 10 Run	6	Belinda Lock	79	0:57:40
Female 10 Run	7	Debra Rubb	73	1:01:40
Female 10 Run	8	Amy Bradley	62	1:06:18
Female 10 Run	9	Kathleen Harris	63	1:12:06
Female 10 Run	10	Dette Hevern	98	1:24:19
Cat	Place	Name	Number	Finish Time
Female 5 Run	1	Wendy-Grace Williams	27	0:25:13
Female 5 Run	2	Debbie Canal	29	0:29:48
Female 5 Run	3	Tanya Simpson	22	0:31:55
Cat	Place	Name	Number	Finish Time
Female 5 Walk	1	Donna-Marie Elms	3	0:35:39
Female 5 Walk	2	Adriana Calderon	4	0:47:54
Cat	Place	Name	Number	Finish Time
Female Junior	1	Helen Crews	39	0:34:06

Coburg Harriers Lake Classic Results 5 & 10K 28 11 2010

Cat	Place	Name	Number	Finish Time
Male 10 Run	1	Chris Cantor	80	0:39:38
Male 10 Run	2	Michael Gynn	72	0:39:54
Male 10 Run	3	Nick Machale	92	0:40:38
Male 10 Run	4	Tony Dineen	84	0:41:32
Male 10 Run	5	Peter Jordan	82	0:43:29
Male 10 Run	6	Darren Smith	90	0:45:16
Male 10 Run	7	Jeff Cave	74	0:45:32
Male 10 Run	8	Adam Jenkins	64	0:46:52
Male 10 Run	9	Pat Scutella	76	0:48:16
Male 10 Run	10	Dennis Ball	93	0:49:20
Male 10 Run	11	Jeff Weitzel	96	0:49:50
Male 10 Run	12	Mathew Jesse	89	0:50:59
Male 10 Run	13	Luke Langley	83	0:51:16
Male 10 Run	14	James Herschell	86	0:53:46
Male 10 Run	15	Brendan Wallis	88	0:53:50
Male 10 Run	16	Daniel Brodie	66	0:55:29
Male 10 Run	17	Matt Hevern	65	0:55:56
Male 10 Run	18	Ken Smith	91	0:56:14
Male 10 Run	19	Jack Linder	71	0:56:27
Male 10 Run	20	Peter Lindner	70	0:56:32
Male 10 Run	21	Ross Allen	68	0:56:55
Male 10 Run	22	Shannon Barnes	69	0:56:56
Male 10 Run	23	Kevin Cassidy	81	0:57:27
Male 10 Run	24	Wihan Schoombie	77	0:57:54
Male 10 Run	25	Simon Koningen	87	1:00:36
Male 10 Run	26	Graham Jenkins	67	1:02:32
Male 10 Run	27	Doug Langley	78	1:02:35
Male 10 Run	28	Ian Atkinson	95	1:05:52
Male 10 Run	29	Rey Villegas	99	1:10:40
Cat	Place	Name	Number	Finish Time
Male 5 Run	1	Marcus Boxall	28	0:20:12
Male 5 Run	2	Callan Poynton	34	0:21:22
Male 5 Run	3	David Lee	36	0:21:35
Male 5 Run	4	Patrick Dineen	33	0:21:46
Male 5 Run	5	Matthew Cullen	25	0:22:19
Male 5 Run	6	Sam Doutie	37	0:22:21
Male 5 Run	7	Trevor Marsh	32	0:23:47
Male 5 Run	8	Rajinder Singh	21	0:24:53
Male 5 Run	9	Bill Reynolds	26	0:25:06
Male 5 Run	10	Rod Barrett	35	0:30:10
Male 5 Run	11	John Rolls	30	0:34:56
Cat	Place	Name	Number	Finish Time
Male 5 Walk	1	Steve Jordan	2	0:41:19
Male 5 Walk	2	Doug Wheeler	1	0:43:47
Cat	Place	Name	Number	Finish Time
Male Junior	1	Lewis Mossman	23	0:23:50
Male Junior	2	Leon Vandali	24	0:30:08

**King And Queen Of The Mountain
8k Road Race Humevale 5th June 2010**

Place	Full Name	Actual Time	Actual Min/K's		2008	2007	2006
1	HOLLOWAY, Tim	37.46	4.43				
2	CLARK, Charles	43.11	5.24				
3	MODESTI, Stefanie	43.46	5.28				
4	JORDAN, Michael	46.38	5.50				
5	WILLIAMS, Wendy-Grace	48.42	6.05				
6	STEEL, Jackie	52.59	6.37				
7	CANAL, Debbie	53.19	6.40		53.35		53.10
8	NORRIS, Daniel	56.11	7.01		52.20	51.32	
9	SHAW, Yolanda	56.28	7.04				
1	DELANEY, Brian	24.50	4.06				

Timekeeper/Recorder

Bernie Goggin
Brian Delaney